





# INDIAN SCHOOL AL WADI AL KABIR







## SYLLABUS FOR THE MONTH OF APRIL, 2023






### CLASS II



SUBJECT	WEEK 1	WEEK 2	WEEK 3	WEEK 4
 <b>MATHEMATICS</b>	<b>Unit 1 - Number Concepts (101-200)</b> <ul style="list-style-type: none"> <li>Revision of Numbers 0-100           <ul style="list-style-type: none"> <li>Worksheet</li> </ul> </li> </ul>	<b>Unit 1 - Number Concepts (101-200)</b> <ul style="list-style-type: none"> <li>Revision of Numbers 0-100 (Continued)</li> <li>Serial Counting - 101-200</li> <li>Number Names, Biggest/Smallest, Before/After/Between           <ul style="list-style-type: none"> <li>Workbook Pages-3, 4 and 17</li> <li>Notebook Work</li> </ul> </li> </ul>	<b>Unit 1 - Number Concepts (101-200)</b> <ul style="list-style-type: none"> <li>Abacus and Expanded Notation</li> <li>Place and Place Value - Introduction           <ul style="list-style-type: none"> <li>Workbook Pages 8,9 and 10</li> <li>Notebook Work</li> <li>Worksheet</li> </ul> </li> </ul>	<b>Unit 1 – Number Concepts (101-200)</b> <ul style="list-style-type: none"> <li>Comparing Numbers</li> <li>Ascending Order (101-200)           <ul style="list-style-type: none"> <li>Worksheets</li> <li>Notebook Work</li> <li>Workbook Pages 11 and 12</li> </ul> </li> </ul>
 <b>EVS</b>	<b>Unit 1 – Me and My Body</b> <ul style="list-style-type: none"> <li>Parts of the Body           <ul style="list-style-type: none"> <li>Worksheet</li> </ul> </li> </ul> <b>G.K – Page 7</b>	<b>Unit 1 – Me and My Body</b> <ul style="list-style-type: none"> <li>Sense Organs           <ul style="list-style-type: none"> <li>Worksheet</li> </ul> </li> </ul> <b>G.K – Page 40</b>	<b>Unit 1 – Me and My Body</b> <ul style="list-style-type: none"> <li>Care of Our Bodies           <ul style="list-style-type: none"> <li>Worksheet</li> </ul> </li> </ul> <b>G.K – Page 22</b>	<b>Unit 2 – My Family and My Neighbours.</b> <ul style="list-style-type: none"> <li>Our Family,</li> <li>Our Neighbours</li> <li>Celebrations with family and friends</li> </ul>

				➤ Worksheet G.K – Page 23
	<b>Unit 1 – Language – Use of Capital Letters and Punctuation Marks.</b> <ul style="list-style-type: none"> <li>Recapitulation</li> </ul> ➤ Worksheet.	<b>Unit 1 – Prose – Caterpillar</b> <ul style="list-style-type: none"> <li>Introduction</li> </ul> <b>Language – Use of Capital Letters and Punctuation Marks.</b> <ul style="list-style-type: none"> <li>Use of Capital Letters</li> </ul> ➤ Notebook work	<b>Unit 1 – Prose – Caterpillar</b> <ul style="list-style-type: none"> <li>New Words,</li> <li>Framing of Sentences,</li> </ul> <b>Language – Use of Capital Letters and Punctuation Marks</b> <ul style="list-style-type: none"> <li>Use of Capital Letters</li> </ul> ➤ Notebook Work, ➤ Worksheet ➤ Reading Comprehension	<b>Unit 1 – Prose – Caterpillar</b> <ul style="list-style-type: none"> <li>Framing of Sentences,</li> <li>Textual exercises</li> </ul> ➤ Notebook Work, ➤ Worksheet
	Introduction of Notebook	वर्णमाला,दसखड़ी Letters-ऋ, ऌ, ऎ संयुक्ताक्षर	र के रूप [page-59] Half Letters Words [pages-57,58]  Introduction of संज्ञा	Lesson-अ [pages 14,15]  Picture Reading  Introduction of समानार्थी <b>कहानी प्यासा कौआ</b>
	ഭാഷാപരിചയം	കഥ	അക്ഷരപരിചയം	അക്ഷരപ്പാട്ട്
	தமிழ் மொழியை அறிமுகம் செய்தல்	உயிர் எழுத்துக்களை அறிமுகம் செய்தல்	உயிர் எழுத்துக்கள் அ, ஆ, இ, ஈ. உ, ஊ, எ, ஏ.	உயிர் எழுத்துக்கள் ஐ, ஒ, ஓ, ஔ. ஆயுத எழுத்து ஃ .

 <p><b>FRENCH(Second Language)</b></p>		<p>Greetings, La Chanson de l'Alphabet.</p>	<p>Greetings, Salutations, how to introduce themselves in two different ways. (formal and informal) Introduction of alphabets A and B (PPT). About France and French People.</p>	<p>Activity and recap</p>
<p>अहं सदैव मुक्तोभविष्यामि</p> <p><b>SANSKRIT(third language)</b></p>		<p>परिचय</p>	<p>काव्य - का त्वं बाले.....</p>	<p>वर्णमाला - अ ,आ शब्द परिचय:</p>
 <p><b>ARABIC (third language)</b></p>		<p>مُقَدِّمَة</p>	<p>الدُّعَاءُ ( يَا رَبَّنَا )</p>	<p>حروف الهجائية الألف إلى الألف النشيدة</p>
 <p><b>HINDI (Third Language)</b></p>	<p>Introduction of Notebook and Reader</p>	<p>Letters-अ आ इ ई उ ऊ ए ऐ (NB) अनार आम इडली ईद उपवन ऊन एक ऐनक (AURAL)</p>	<p>Letters- ओ औ अं अः अँ ऋ (NB) ओखली औरत अंक आँख ऋषि (AURAL)</p>	<p>Revision of all letters – स्वर कहानी प्यासा कौआ</p>
 <p><b>MALAYALAM(third Language)</b></p>		<p>പരിചയപ്പെടുന്നു</p>	<p>കഥ</p>	<p>കുട്ടിക്കവിത</p>
 <p><b>TAMIL(third Language)</b></p>	<p>பாடல் 1 ஆலமரத்துல விளையாட்டு</p>	<p>உயிர் எழுத்துக்களை அறிமுகம் செய்தல்</p>	<p>உயிர் எழுத்துக்கள் அ, ஆ.</p>	<p>உயிர் எழுத்துக்கள் இ, ஈ.</p>
 <p><b>FRENCH(third Language)</b></p>		<p>Greetings, Salutations, La Chanson de l'Alphabet.</p>	<p>PRONONCÉ DE A À Z</p>	<p>CONSTRUCTION DE MOTS AVEC DES ALPHABETS A, B Trip to France – cross-cultural awareness and Recap</p>

 <p><b>COMPUTER SCIENCE</b></p>	Unit: 1 – Computer – A Smart Machine	Unit: 1 - Computers – A Smart Machine -Computers and Humans	Unit: 1 - Computers – A Smart Machine - Types of computers - MS Paint Tools - Line, Circle, Rectangle and Shapes, Saving, Opening and Closing	
 <p><b>PE</b></p>	Human body Understanding body postures Marching Commands Minor games	Correction of Postures Marching Commands Minor games	Body Movements Marching Commands Free Hand Exercise	Free hand Exercises Minor games
 <p><b>ART</b></p>	Kitty – The caterpillar. Texturing.	Kitty – The caterpillar. Texturing.	Angry Bird – craft work.	Angry Bird – craft work.
 <p><b>MUSIC</b></p>	Introduction of Pitch	Eid Song NCF FS - Activity 1	Eid Song Introduction of 7 Natural Notes of Music	Eid Song 7 Natural Notes of Music Contd...
 <p><b>DANCE</b></p>	Locomotor and Non-locomotor Movements	Art Integration ( EVS L.1 ME and MY BODY)	ROCK N ROLL THEME DANCE Art Integration ( EVS L.1-ME and MY BODY)	ROCK N ROLL THEME DANCE Art Integration ( EVS L.1 - ME and MY BODY)